



DATE. Jul. 10. 2008

No. PNJC-0032-53-01Rev. 3

*Messrs.* \_\_\_\_\_

# SPECIFICATION

FOR

UNIVERSAL MECHANICAL SPLICE

FMSEZ-025/09

*Order :* \_\_\_\_\_

*Project :* \_\_\_\_\_

*Reference:* \_\_\_\_\_

# **Fujikura Ltd.**

*Production Managing Department*

*Fiber Optics Components & System Division*

SPECIFICATION  
FOR  
UNIVERSAL MECHANICAL SPLICES FMSEZ-025/09

1. GENERAL

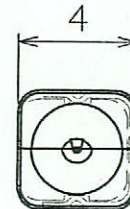
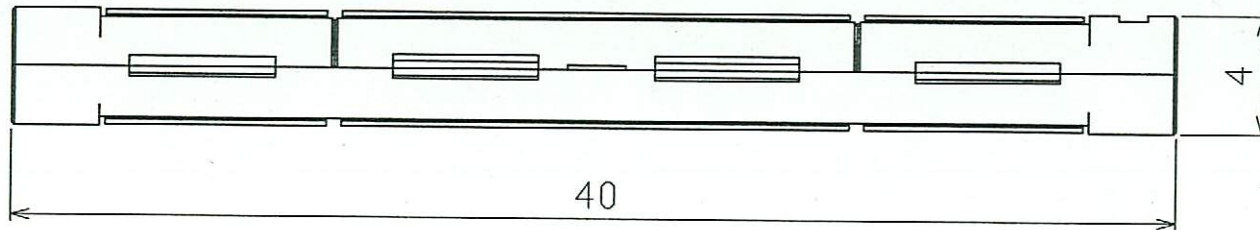

This specification covers Universal Mechanical Splice.

Model name: FMSEZ-025/09

2. SPECIFICATIONS

The specifications of FMSEZ-025/09 shall be shown in the following table.

Item	Specification	Remark
Application	Dia. 0.25mm single fiber Dia. 0.9mm single fiber	Cladding: 0.125mm Except Nylon coating fibers
Applicable fiber diameter range	Dia. 0.235mm to 0.265mm Dia. 0.85mm to 0.95mm	ITU-T compliance
Connection loss (max)	$\leq 0.4\text{dB}$	At room temperature 1310 $\pm$ 10nm, 1550 $\pm$ 20nm At the same diameter fiber connection
Return loss (average)	$\geq 40\text{dB}$	At room temperature 1310 $\pm$ 10nm, 1550 $\pm$ 20nm At the same diameter fiber connection
Size	L40 X W4 X H4 (mm)	Dwg. No. PNJJC-0032-64-01



unit:mm

TITLE	DRAWN BY	<i>M. Tanaka</i>
FMSEZ-025/09	DESIGNED BY	<i>M. Tanaka</i>
	CHECKED BY	<i>[Signature]</i>
DRAWING NO. PNJJC-0032-64-01	APPROVED BY	<i>[Signature]</i>
DATE 2007.02.20	<b>Fujikura Ltd.</b>	